

See a world more with Keeler Loupes



Keeler



What makes Keeler Loupes different?

If you think all loupes are the same, think again, you'll see the difference with Keeler Loupes.

The secret of great loupes is simple; top quality Schott glass and a rigid and consistent approach to the lens grinding and polishing process.

We have been manufacturing optics in the UK for over 90 years and our laser aligned optics provide you with not only

superb fields of view but outstanding magnification.

Whether you are a young professional still studying, a Dental Practitioner or Consultant Surgeon, Loupes will be a valued and worthwhile investment to your career.



Mini Loupes p4



Standard Loupes p6



Hi-Res Loupes p8



Prismatic Loupes p10

Choice of flexible hinges

No matter what angle you need, our exclusive hinge design provides the largest range of declination to meet your surgical procedure and posture.

If you are a dental surgeon the additional benefits are to your posture, either to correct poor posture or better use loupes to prevent problems for the future.

PD Bar

Maintaining stable binocularity is simple, providing the individual telescopes are mounted on an optical bench. Our pupillary distance bar (PD) is machined from a solid piece of aluminium to give your loupes a stable and precision aligned mount, no double images, no tired eyes.



Surgical Hinge Position



Dental Hinge Position

RX Prescription

For the spectacle wearer you have a choice of wearing your specs under the Keeler frame or using the RX lens holder for your prescription lenses - see below.



Wear your spectacles under the Keeler frame

Recommended working distances

| Your Height | Sitting | Standing |
|--------------------------------|---------|----------|
| < 5' 7" (150cm - 170cm) | 34cm | 34cm |
| 5' 7" - 5' 10" (170cm - 178cm) | 34cm | 42cm |
| 5' 10" - 6' 0" (178cm - 183cm) | 42cm | 46cm |
| > 6' 0" (183cm) | 46cm | 50cm |



Keeler frame with RX lens holder

Mini Loupes

Lightweight
Excellent image
Quality optics
Great field of view

Mini Loupes are designed to be ultra light and comfortable with minimal compromise in field of view. Absolute comfort is our achievement; excellent peripheral vision is the added benefit of our slim design.



Suitable for:

- Orthopaedics
- ENT
- Urology
- Obstetrics & Gynaecology
- Plastics
- General Dentistry

Working distance and field of view

| Part Number | Magnification | Working distance | Field of view |
|-------------|---------------|------------------|---------------|
| 2112-P-1064 | 2.5x | 34cm | 7.5cm |
| 2112-P-1065 | | 42cm | 9.5cm |
| 2112-P-1066 | | 46cm | 10.5cm |
| 2112-P-1067 | | 50cm | 11.4cm |

Weight - loupes on bar 34g



Mini Loupes

Fields of view




Actual size



Example of field of view at a working distance of 42cm





Standard Loupes

All round performance
Larger field of view
Two lens system

For total all round performance the Standard range offer a carefully calculated blend of comfort, clarity and field of view – no compromises – an accomplished all rounder.



- Suitable for:
- Orthopaedics
 - ENT
 - Urology
 - Obstetrics & Gynaecology
 - Plastics
 - General Dentistry

Working distance and field of view

| Part Number | Magnification | Working distance | Field of view |
|-------------|---------------|------------------|---------------|
| 2112-P-1002 | 2.0x | 34cm | 11.4cm |
| 2112-P-1003 | | 46cm | 15.2cm |
| 2112-P-1010 | 2.5x | 34cm | 8.1cm |
| 2112-P-1011 | | 42cm | 10cm |
| 2112-P-1012 | | 46cm | 10.9cm |
| 2112-P-1013 | | 50cm | 11.8cm |
| 2112-P-1022 | 3.0x | 34cm | 5.9cm |
| 2112-P-1023 | | 42cm | 7.1cm |
| 2112-P-1024 | | 46cm | 7.7cm |
| 2112-P-1025 | | 50cm | 8.3cm |

Weight - loupes on bar 46g




Standard Loupes

Fields of view



2.0x - example of field of view at a working distance of 34cm



2.5x - example of field of view at a working distance of 42cm



3.0x - example of field of view at a working distance of 42cm

*For actual size of image,
please see page 5*

Hi-Res Loupes

Bright image

Larger field of view

Excellent edge clarity

The four lens high index coated optical system of the Hi-Res Loupes gives you three times magnification, a bright image and a larger field of view than the Keeler Standard 3.0x Loupe. Hi-Res Loupes also have excellent definition, stunning performance and great looks.



Suitable for:

- Most fields of surgery
- Ophthalmology
- Surgical assistants


Working distance and field of view

| Part Number | Magnification | Working distance | Field of view |
|-------------|---------------|------------------|---------------|
| 2112-P-1050 | 3.0x | 34cm | 6.8cm |
| 2112-P-1051 | | 42cm | 8.2cm |
| 2112-P-1052 | | 46cm | 8.8cm |
| 2112-P-1053 | | 50cm | 9.5cm |

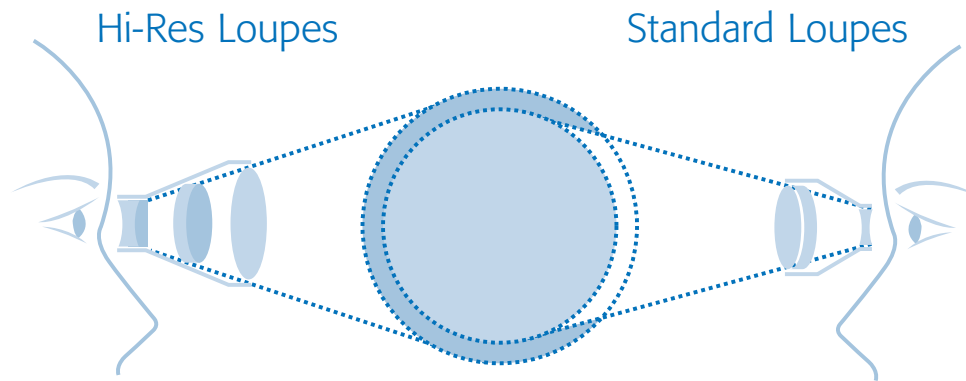


Hi-Res Loupes


Fields of view



3.0x - example of field of view at a working distance of 42cm



Comparison between High-Res and Standard Loupes field of view



*For actual size of image,
please see page 5*



Prismatic Loupes

Up to 5.5x magnification
 Total edge to edge clarity
 Sophisticated multi component optical system

Greater magnification and edge clarity at surgical working distances can only be achieved by using a sophisticated lens and prism system. Our Prismatic loupes use a double or Schmidt-Pechan prism to extend the optical path without significantly increasing the length and weight of the telescope body. The prismatic optical system delivers exceptional clarity for the experienced loupe user.

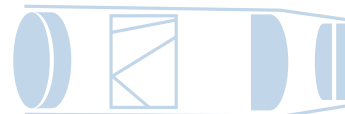


Suitable for:

- Cardiovascular
- Neurosurgery
- Ophthalmology
- Dentistry:
Endo, crown, bridge, lab work, technician

Working distance and field of view

| Part Number | Magnification | Working distance | Field of view |
|-------------|---------------|------------------|---------------|
| 2113-P-2004 | 3.5x | 34cm | 5.5cm |
| 2113-P-2005 | | 42cm | 7.1cm |
| 2113-P-2006 | | 46cm | 7.9cm |
| 2113-P-2008 | 4.5x | 34cm | 4.6cm |
| 2113-P-2009 | | 42cm | 6.1cm |
| 2113-P-2010 | | 46cm | 6.9cm |
| 2113-P-2012 | 5.5x | 34cm | 3.5cm |
| 2113-P-2013 | | 42cm | 4.7cm |
| 2113-P-2014 | | 46cm | 5.3cm |




Prismatic Loupes


Fields of view



3.5x - example of field of view at a working distance of 42cm



4.5x - example of field of view at a working distance of 42cm



5.5x - example of field of view at a working distance of 42cm

*For actual size of image,
please see page 5*

Frames

The frame

Not to be underestimated in its importance, the Keeler Sport Wrap around frame is a blend of art, science and engineering that forms the link between you and your loupes. Designed with materials to withstand the rigours of professional use and delivering the comfort for extended procedures the frame becomes part of you.



Safety shield

Protection against unwelcome flying debris is assured when using the lightweight plastic splashguards. These are easily detached when not required.



Frame sizes

Keeler Sport frames are available in three sizes, Long Temple, Standard and Narrow fit.

The Headband

Loupes on a frame is a very personal item that most professionals prefer not to share with colleagues. In a busy environment where loupes need to be shared amongst surgeons the Keeler headband offers a practical alternative to the Sports Frame.


Sport Frames are available in the following finishes



Blue



Red



Black



Sky Blue



Pink

Frame features

Adjustable nose pads

Small but so important. You have a choice of two styles of nose pads, both made from a flexible hypoallergenic material that allows you to contour them to fit perfectly and hold your loupes securely. The nose pads are height adjustable so that you can achieve perfect comfort and the optimal position for your loupe system.



Weight

Weight is important – but equally important is the distribution of the weight which is where the Keeler Frame excels. A quality optical system relies on glass and metal for the key components. Plastic is too unstable to provide continuous quality. We have worked tirelessly to ensure the weight of our quality components is distributed comfortably.

Sterility and cleanliness

The loupes removable flip lever and protective caps are easily removed and are designed to be autoclaveable to ensure the bio safety of you and your patients.

Flip up hinge

The correct posture, viewing angle and keeping in contact with your patient are all benefits of 'flip up' loupes. Our skilfully designed three way adjustable hinge allows you to create the perfect position and angle of incidence for your loupes. When you need to write some notes or communicate with your patient – simply 'flip them up', easy. Need a different working distance or magnification? Simply remove your loupes from the hinge and replace them with an alternative pair.



Flip up hinge

Protective and 1 dioptre distance Caps

To protect the all important objective lens (the front lens) of your loupes there are 'plano' (flat) protective caps that are easily removed, cleaned and replaced.

For just a little more magnification and a shorter working distance choose a +1D cap; simple 2 in 1, protection and versatility:

- 340mm working distance becomes approx 254mm
- 420mm working distance becomes approx 296mm
- 460mm working distance becomes approx 315mm
- 500mm working distance becomes approx 333mm



Protective and 1 dioptre distance caps



New Keeler Loupe Light

The New Keeler Loupe Light is one of the smallest and lightest available today. The LED illumination gives 34000 Lux of homogenous white light, ideal for both surgical and dental use, while coaxial illumination ensures shadow free viewing.

An optional yellow filter avoids the premature hardening of composites whilst power is provided by a Lithium-ion battery which will give up to 7 hours continuous use before a recharge is required.



Loupes with New Keeler Loupe Light in twin charger tray with optional yellow filter





See a world more...
...visit www.keeler.co.uk or freephone 0800 521251

Keeler Limited Clewer Hill Road Windsor Berkshire SL4 4AA

Keeler USA 456 Parkway Broomall PA 19008 USA

Freephone: 0800 521251 Tel: +44 (0) 1753 857177 Fax: +44 (0) 1753 827145

Toll Free: 1 800 523 5620 Tel: 1 610 353 4350 Fax: 1 610 353 7814



Keeler
www.keeler.co.uk

A HALMA COMPANY